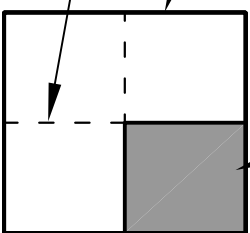


RUBBERIZED ASPHALT ADHESIVE

RUBBERIZED ASPHALT ADHESIVE

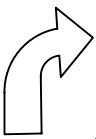
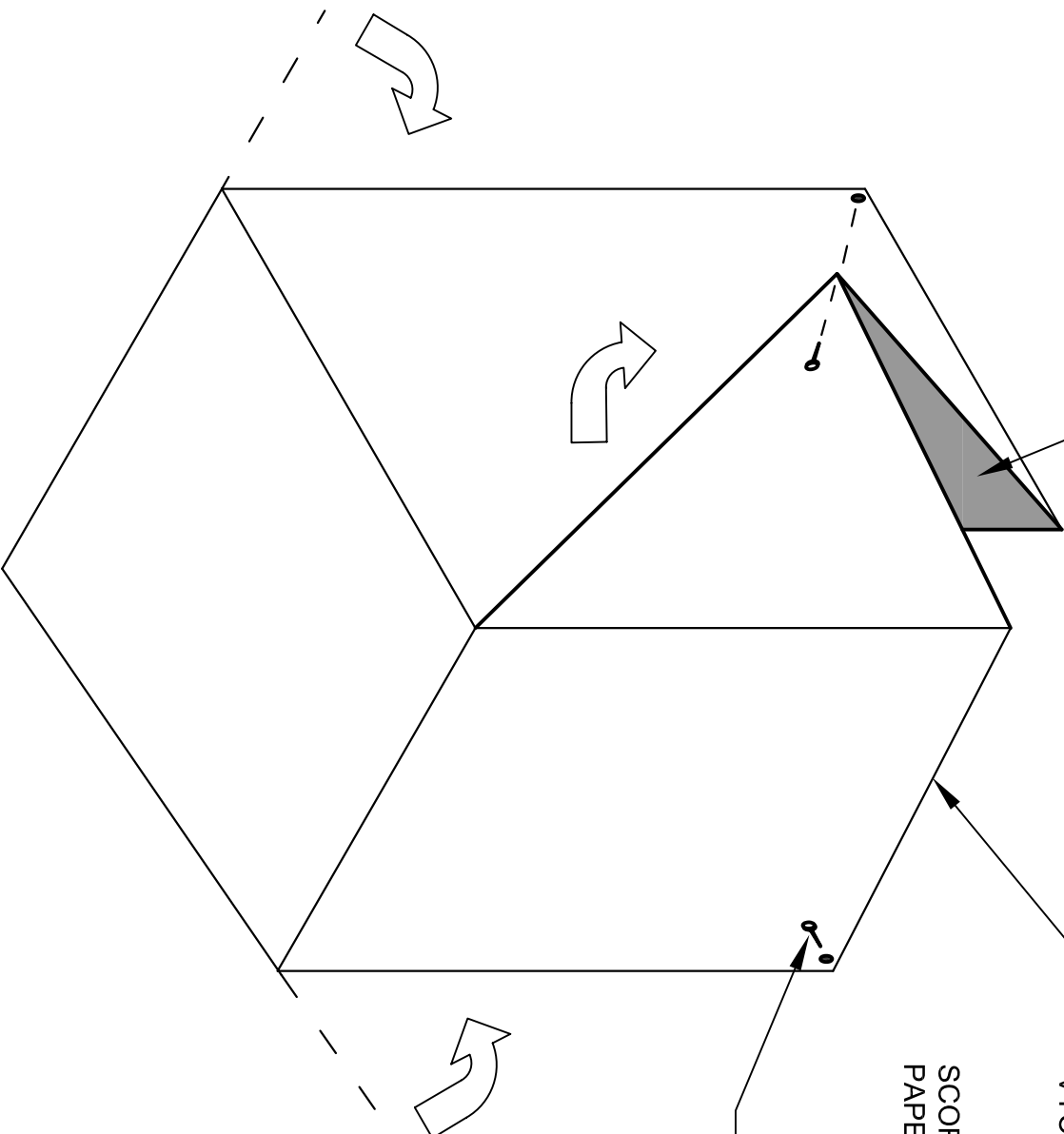
(BEFORE FOLDING, SCORE RELEASE PAPER TO EXPOSE ADHESIVE AS SHOWN)



GRACE VYCOR PLUS

SCORED RELEASE PAPER

MECHANICALLY FASTEN AS NECESSARY



NOTES:

- A. VISIT GRACECONSTRUCTION.COM FOR THE MOST CURRENT DETAILS, INSTALLATION VIDEO AND PRODUCT DATA SHEETS
- B. USE A SQUARE PIECE OF MEMBRANE (3" x 3" MINIMUM) FOR INSIDE CORNER
- C. USE RIPCORD® FOR EASE OF INSTALLATION AND TO MINIMIZE SCORING RELEASE PAPER
- D. FOLD AS SHOWN BY ARROWS
- E. ANGLE OF CORNER MAY VARY; ADJUST FOLDING OF THE MEMBRANE ACCORDINGLY TO FIT TIGHTLY TO CORNER
- F. INSTALL GRACE VYCOR PLUS WITH VYCOR env TO FORM WATER-SHEDDING LAPS
- G. REFER TO LOCAL BUILDING CODES FOR WEATHER RESISTIVE BARRIER REQUIREMENTS
- H. DETAIL ALSO RELEVANT FOR GRACE VYCOR V40 AND VYCOR BUTYL

INSIDE CORNER

GRACE VYCOR® PLUS SELF-ADHERED FLASHING

GRACE

Construction Products

www.graceconstruction.com

toll free 866-333-3726

Drawing: VCRDET-502

Scale: Not to scale

Effective Date: 04/01/09

Supersedes: 01/31/07